

Numerical Analysis of Antenna near Dielectric Object by Using CBFM with Arbitrary Block Division

Keisuke Konno and Qiang Chen
 Department of Communications Engineering
 Graduate School of Engineering, Tohoku University
 Sendai, Miyagi, Japan
 konno@ecei.tohoku.ac.jp

Abstract—An antenna in the vicinity of dielectric object is analyzed by the characteristic basis function method (CBFM) with arbitrary block division. Numerical examples show the accuracy and computational cost of the CBFM. It is shown that higher-order CBFs beyond the tertiary CBFs enhance the accuracy of the final solution with small increase of computational cost.

I. INTRODUCTION

Method of moments (MoM) is one of the powerful techniques for analysis of radiation and scattering problems [1], [2]. When the conventional direct solver such as Gauss-Jordan method is used for calculating inverse matrix, computational cost of the MoM is proportional to N^3 where N is the number of unknowns. Because the computational cost of $O(N^3)$ is too large for analysis of large-scale problems, various fast solvers have been proposed instead of the conventional direct solvers.

Characteristic basis function method (CBFM) has been proposed as a fast direct solver[3]. In the CBFM, the original matrix equation is reduced to the smaller one by using linear algebraic operations and the resultant reduced matrix equation is solved by the conventional direct solver. The CBFM has been applied to the analysis of various problems and its small computational cost has been proven [4]-[7]. On the other hand, the accuracy of the CBFM greatly depends on block division [8]. Especially, it has been shown that the accuracy of the CBFM becomes poor when the block division is arbitrary and antenna segments are allocated to different blocks[9], [10].

In this paper, an antenna in the vicinity of dielectric object is analyzed by the CBFM with the higher-order CBFs. Numerical results show that the CBFM with the higher-order CBFs gives final solution accurately even when the block division is arbitrary.

II. HIGHER-ORDER CBFs

In the CBFM, the original matrix equation is reduced by using characteristic basis function (CBF). The CBFs are obtained from block matrix equations. The first-order CBFs (Primary basis) are obtained from block self-impedance matrix equations and the CBFs are the source of the second-order CBFs (Secondary basis). The second-order CBFs are obtained

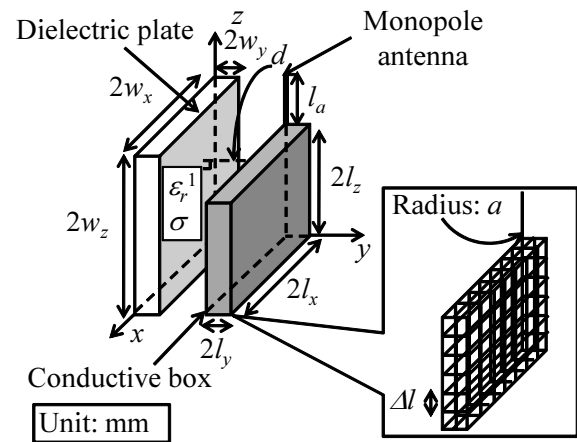


Fig. 1. Monopole antenna on conductive box in the vicinity of dielectric object.

from block mutual-impedance matrix equations and the CBFs are the source of the third-order CBFs (Tertiary basis). Higher-order CBFs beyond the tertiary basis function are obtained from block mutual-impedance matrix equations with voltage vector calculated from lower-order CBFs [11], [12]. Accuracy of the final solution of the CBFM can be enhanced by introducing higher-order CBFs.

III. NUMERICAL EXAMPLES

Monopole antenna on a conductive box in the vicinity of dielectric plate is shown in Fig. 1. Based on the Richmond's MoM, the antenna and conductive box were divided into wire grid segments [2]. The dielectric plate was divided into block dipole and monopole segments. In the CBFM, antenna segments and dielectric segments were allocated to blocks as shown in Fig. 2. It is found that both antenna segments and dielectric segments are allocated to different blocks.

Results of numerical analysis is shown in Fig. 3. It is found that the input reactance obtained by the second-order CBFM ($L = 2$) shows large error compared with that obtained by full-

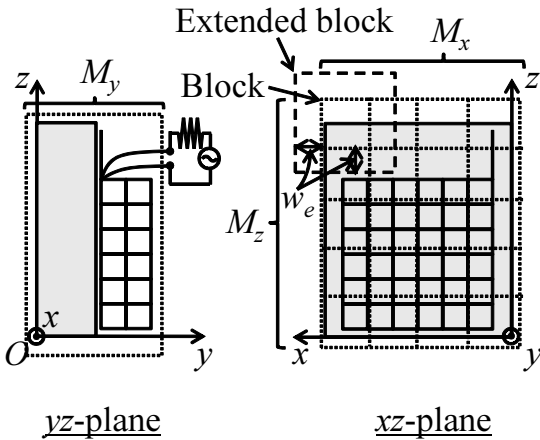


Fig. 2. Block division of antenna and dielectric plate.

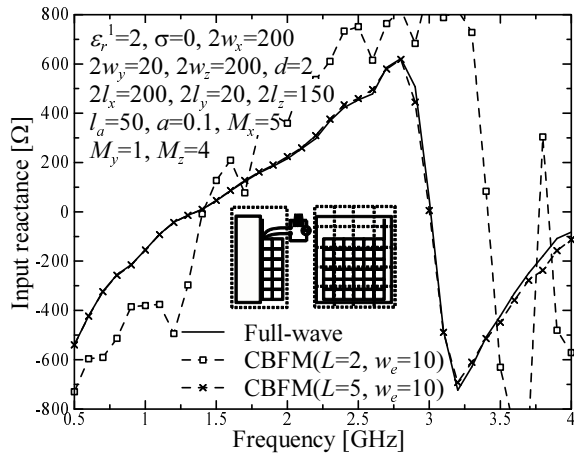


Fig. 3. Input reactance of antenna.

wave analysis. On the other hand, the input reactance obtained by the fifth-order CBFM ($L = 5$) agrees well with that obtained by full-wave analysis. From these results, it is found that the accuracy of the CBFM is enhanced by introducing higher-order CBFM even when the block division is arbitrary and antenna segments are allocated to different blocks. CPU time of the fifth-order CBFM was 1906 seconds while the CPU time of the full-wave analysis was 14602 seconds. Because CPU time of the second-order CBFM was 431 seconds, it is found that the accuracy of the CBFM can be enhanced by introducing higher-order CBFM with small increase of computational cost.

IV. CONCLUSIONS

In this paper, an antenna in the vicinity of dielectric object was analyzed by the CBFM with arbitrary block division. Numerical examples showed the accuracy and computational cost of the CBFM. It was shown that higher-order CBFs beyond the tertiary CBFs enhanced the accuracy of the final

solution with small increase of computational cost.

ACKNOWLEDGEMENT

We would like to thank the Ministry of Internal Affairs and Communication for the financial support. We would like to thank the Cyberscience Center, Tohoku University.

REFERENCES

- [1] R.F. Harrington, *Field Computation by Moment Methods*, Macmillan, New York, 1968.
- [2] J.H. Richmond and N.H. Geary, "Mutual impedance of nonplanar-skew sinusoidal dipoles," *IEEE Trans. Antennas Propag.*, vol.AP-23, no.3, pp.412-414, May 1975.
- [3] V.V.S. Prakash and R. Mittra, "Characteristic basis function method: A new technique for efficient solution of method of moments matrix equations," *Microw. Opt. Technol. Lett.*, vol.36, no.2, pp.95-100, Jan. 2003.
- [4] G. Tiberi, M. Degiorgi, A. Monorchio, G. Manara, and R. Mittra, "A class of physical optics-SVD derived basis functions for solving electromagnetic scattering problems," *Proc. IEEE AP-S Int. Symp.*, pp.143-146, July 2005.
- [5] M. Degiorgi, G. Tiberi, A. Monorchio, G. Manara, and R. Mittra, "An SVD-based method for analyzing electromagnetic scattering from plates and faceted bodies using physical optics bases," *Proc. IEEE AP-S Int. Symp.*, pp.147-150, July 2005.
- [6] E. Lucente, A. Monorchio, and R. Mittra, "An iteration-free MoM approach based on excitation independent characteristic basis functions for solving large multiscale electromagnetic scattering problems," *IEEE Trans. Antennas Propag.*, vol.56, no.4, pp.999-1007, April 2008.
- [7] G. Tiberi, S. Rosace, A. Monorchio, G. Manara, and R. Mittra, "Electromagnetic scattering from large faceted conducting bodies by using analytically derived characteristic basis functions," *IEEE Antennas Wireless Propag. Lett.*, vol.2, pp.290-293, 2003.
- [8] C. Delgado, R. Mittra, and F. Catedra, "Accurate representation of the edge behavior of current when using PO-derived characteristic basis functions," *IEEE Antennas Wireless Propag. Lett.*, vol.7, pp.43-45, 2008.
- [9] K. Konno, Q. Chen, K. Sawaya, and T. Sezai, "Analysis of linear antenna near dielectric object by CBFM," *Proc. IEEE AP-S Int. Symp.*, 263, pp.1-2, July 2012.
- [10] K. Konno, Q. Chen, and K. Sawaya, "Optimum Block Division in CBFM for Fast MoM," *Proc. IEICE Int. Symp. Antennas. Propag.*, 3D1-1, pp.910-913, Oct.-Nov. 2012.
- [11] S.G. Hay, J.D. O'Sullivan, and R. Mittra, "Connected patch array analysis using the characteristic basis function method," *IEEE Trans. Antennas Propag.*, vol.59, no.6, pp.1828-1837, June 2011.
- [12] G. Bianconi, C. Pelletti, and R. Mittra, "A high-order characteristic basis function algorithm for an efficient analysis of printed microwave circuits and antennas etched on layered media," *IEEE Antennas Wireless Propag. Lett.*, vol.12, pp.543-546, 2013.